



STARTING A DEBT MANAGEMENT PLAN

YOUR PATH TO SUCCESS

You selected a DMP

1 Woohoo, this is a big moment! You're on the path to financial freedom. And we'll be with you!

-  We'll send you a Debt Management Plan Agreement.
-  You'll create an online account with MMI.



Important DMP Success Steps

2 Get off to a great start on your DMP by following these [Success Steps](#).



A Review

B Contact

C Plan

Initial proposals sent to your creditors

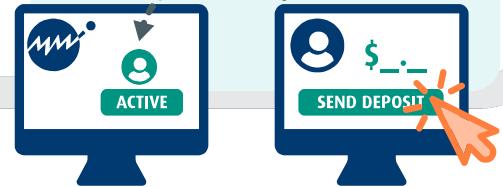
4 Occasionally, a proposal isn't accepted on the first try. That's okay! We'll work together and submit a new proposal that meets your creditor's requirements.



At this point, we'll send out proposals to your creditors.

Your First Deposit to MMI

3 When we receive your first full deposit, your account status will change to Active.



MMI sends your 1st payment to creditors

5 The first payment sent to creditors is the initial proposed amount. Keep in mind that sometimes creditors require an adjustment to your monthly payment.



If you're able to keep each creditor account current during the proposal process, this is a very good thing!

Remain engaged on your journey to financial freedom

6 Continue to communicate with our Client Support Counselors: [888-845-5669](tel:888-845-5669)



Monitor your monthly creditor statements and go online to update your creditor balances.